

# Compound Development

Dr. HJG

Consulting

Rubber Compounding Asia  
Bangkok, March 2012  
Organized by:

TechnoBiz Communications Co., Ltd.



*Educational & Knowledge-based  
Organization*

## Advantage of Compound Development with the PC-Program “GrafCompounder”

Dr. Hans-Joachim Graf  
[www.hans-joachim-graf.com](http://www.hans-joachim-graf.com)

# Compound Development

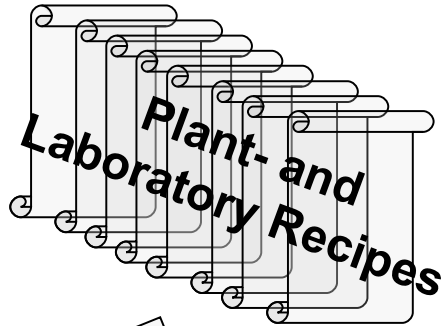
---

- **Advantage of a PC-Program**
  - **Motivation for Program Development**
  - **Description of the GrafCompounder?**
  - **Comparison with Statistic Experimental Design (DoE)**
  - **Combination of Grafcompounder with DoE**
  - **Advantages / Summary**

# Motivation for Program Development

Dr. HJG

Consulting



Recipe is used 1 Time  
per  
Project / Evaluation

Reinvention Time\*)  
~ 1- 2 Jahre!

\*) *personal Estimation*

Mid size - / Large company:  
Recipes in use ~ 500 – 2000  
Laboratory recipes ~ 1000/year

**Cost of Recipe  
Development in a  
Laboratory  
~ 500 US\$/Recipe**

=

**Invest of 500.000 US\$/year**

# Motivation for Program Development

---

Dr. HJG

Consulting

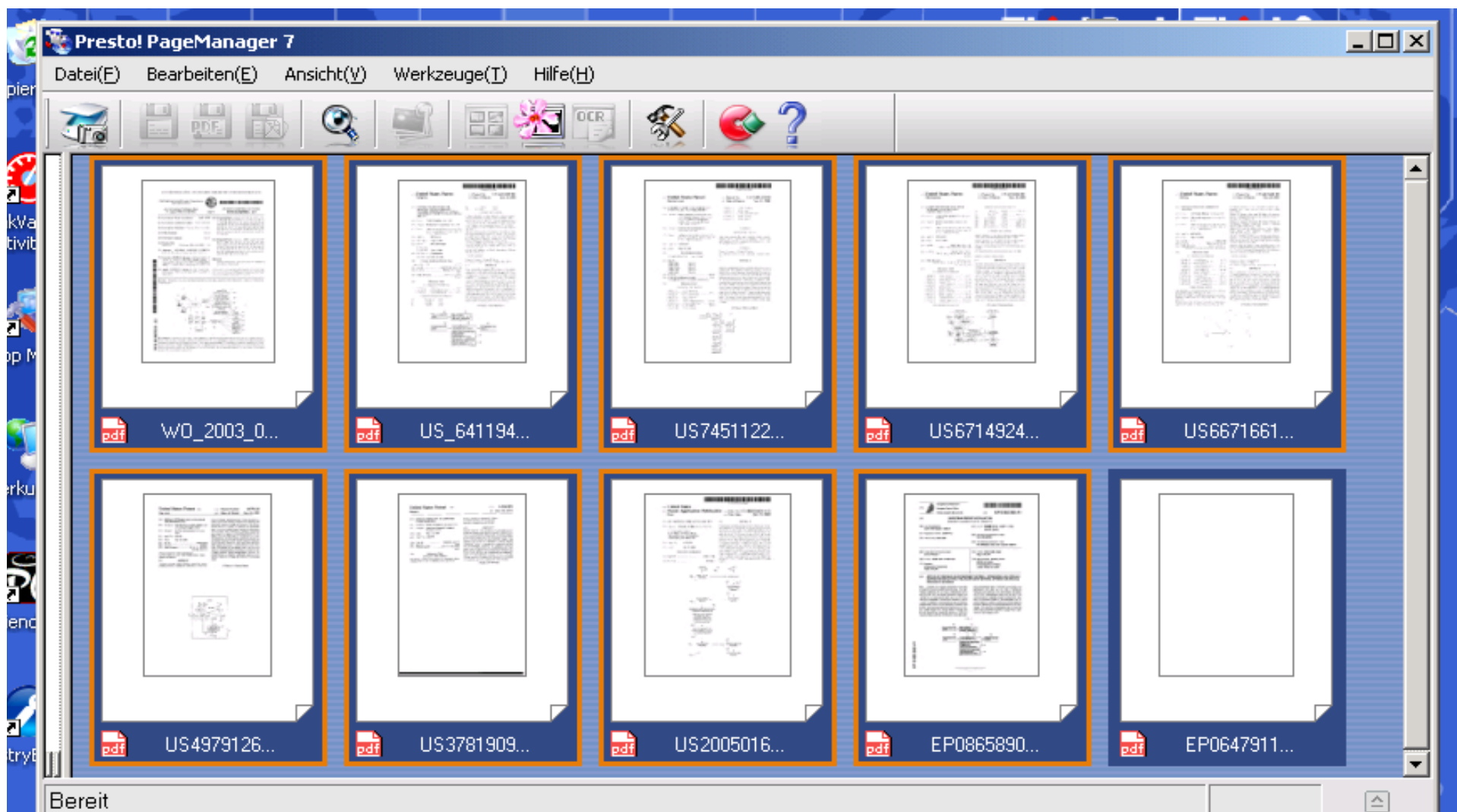
## + Question:

- + **Why we can hardly take Compound Databases as working capital, Saving time and effort in our daily work?**
  - + **Avoiding reinvention**
  - + **Increase our compounding knowledge.**
  - + **Gaining room for really new ideas in compound development**

# Motivation for Program Development

Dr. HJG

Consulting



# Motivation for Program Development

Dr. HJG

Consulting

## ➤ Patent EP 0865 890 A1 (Bridgestone) is dealing with compounds used in tire manufacturing

- Dependency of factor – response relationship with none linear regression equation.
- Usage of a function to determine boundary conditions.
- Identification of a compound with targeted properties.

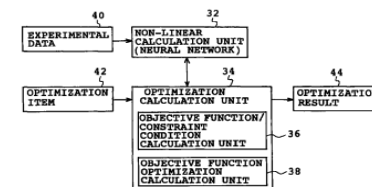
 Europäisches Patentamt European Patent Office Office européen des brevets		 (11) EP 0 865 890 A1
<b>(12) EUROPEAN PATENT APPLICATION</b> published in accordance with Art. 158(3) EPC		
(43) Date of publication: 23.09.1998 Bulletin 1998/39	(51) Int. Cl. <sup>5</sup> : B29B 9/14, G06F 17/00, B29D 30/00	
(21) Application number: 97934747.3	(86) International application number: PCT/JP97/02784	
(22) Date of filing: 08.08.1997	(87) International publication number: WO 98/06550 (19.02.1998 Gazette 1998/07)	
(84) Designated Contracting States: DE ES FR GB IT	(72) Inventor: NAKAJIMA, Yukio Tokyo 197 (JP)	
(30) Priority: 08.08.1996 JP 210273/96	(74) Representative: Whalley, Kevin MARKS & CLERK, 57-60 Lincoln's Inn Fields London WC2A 3LS (GB)	
(71) Applicant: Bridgestone Corporation Tokyo 104 (JP)		

(54) METHOD OF DESIGNING MULTICOMPONENT MATERIAL, OPTIMIZATION ANALYZER AND STORAGE MEDIUM ON WHICH MULTICOMPONENT MATERIAL OPTIMIZATION ANALYSIS PROGRAM IS RECORDED

(57) A design of a material composed of a plurality of components can be performed with ease. In an optimization apparatus 30, a known compositional ratios and the like, and mechanical behaviors thereof are inputted by an experimental data input unit 40 and a learning is conducted in a non-linear calculation unit 32 in order to establish a corresponding relation between compositional ratios of multi-component materials and the like, and mechanical behaviors thereof as a conversion system based on a neural network. Ranges and the like constraining mechanical behaviors, such as a Young's modulus and the like which are to be optimized,

and compositional ratios and the like are inputted in an optimization item input unit 42, and a mechanical behaviors are predicted in an optimization calculation unit 34 from compositional ratios and the like of the multi-component materials using the optimization item and the conversion system of the calculation unit 32, and an objective function is optimized until the objective function, expressing the mechanical behaviors are converged. The optimized compositional ratio and the like of the multi-component materials is output from an optimization result output unit 44.

F I G. 3



EP 0 865 890 A1

Printed by Xerox (UK) Business Services  
2 16 3/04

# Motivation for Program Development

Dr. HJG

Consulting

✚ The patent US 7541122B2 (Fa. Honeywell) deal with „empirical“ DoE with the help of neuronal network algorithm

✚ Database from historical compound data

✚ Elimination of faulty data sets out of the data base

✚ Calculation of a compound with the help of none linear neuronal network algorithm

✚ Building of a equation for the simulation of the correlation between factors (compound ingredients) and responses (properties).



US07451122B2

(12) **United States Patent** (10) **Patent No.:** US 7,451,122 B2  
**Dietrich et al.** (45) **Date of Patent:** Nov. 11, 2008

(54) **EMPIRICAL DESIGN OF EXPERIMENTS USING NEURAL NETWORK MODELS** 6,411,945 B1 6/2002 Nakajima  
 6,430,993 B1 8/2002 Seta  
 6,496,347 B1 12/2002 Christensen et al.  
 6,604,092 B1 8/2003 Stewart  
 6,606,612 B1 8/2003 Rai et al.

(75) Inventors: **Paul F. Dietrich**, Brooklyn Park, MN (US); **Sunil K. Menon**, Golden Valley, MN (US); **Dinkar Mylaraswamy**, Fridley, MN (US); **Lewis P. Olson**, Apple Valley, MN (US)

(73) Assignee: **Honeywell International Inc.**, Morristown, NJ (US)

(\*) Notice: Subject to any disclaimer, the term of this patent is extended or adjusted under 35 U.S.C. 154(b) by 280 days.

(21) Appl. No.: **11/394,317**

(22) Filed: **Mar. 29, 2006**

(65) **Prior Publication Data**  
 US 2007/0239633 A1 Oct. 11, 2007

(51) **Int. Cl.**  
**G06E 1/00** (2006.01)  
**G06E 3/00** (2006.01)  
**G06F 15/18** (2006.01)  
**G06G 7/00** (2006.01)  
**G06N 3/02** (2006.01)

(52) **U.S. Cl.** ..... **706/15**  
 (58) **Field of Classification Search** ..... None  
 See application file for complete search history.

(56) **References Cited**  
**U.S. PATENT DOCUMENTS**  
 5,091,843 A 2/1992 Peczowski  
 5,461,699 A \* 10/1995 Arbab et al. .... 706/21  
 5,633,800 A 5/1997 Bankert et al.  
 5,684,946 A 11/1997 Ellis et al.  
 5,781,430 A 7/1998 Tsai  
 5,980,096 A \* 11/1999 Thalhammer-Reyero .... 707/100  
 6,161,054 A \* 12/2000 Rosenthal et al. .... 700/121  
 6,249,712 B1 \* 6/2001 Boiquaye ..... 700/31  
 6,353,804 B1 3/2002 Bowman

(Continued)

OTHER PUBLICATIONS

Fault diagnosis in gas turbine engines using fuzzy logic Gayme, D.; Menon, S.; Ball, C.; Mukavetz, D.; Nwadiogba, E.; Systems, Man and Cybernetics, 2003. IEEE International Conference on vol. 4, Oct. 5-8, 2003 pp. 3756-3762 vol. 4.\*

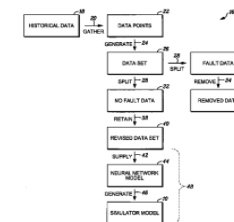
(Continued)

*Primary Examiner*—Michael B Holmes  
 (74) *Attorney, Agent, or Firm*—Ingrassia, Fisher & Lorenz, P.C.

(57) **ABSTRACT**

Methods and apparatus are provided pertaining to a design of experiments. The method comprises generating a data set from historical data; identifying and removing any fault data points in the data set so as to create a revised data set; supplying the data points from the revised data set into a nonlinear neural network model; and deriving a simulator model characterizing a relationship between the input variables and the output variables. The apparatus comprises means for generating a data set from historical data; means for identifying and removing any fault data points in the data set so as to create a revised data set; means for supplying the data points from the revised data set into a nonlinear neural network model; and means for deriving a simulator model characterizing a relationship between the input variables and the output variables.

24 Claims, 7 Drawing Sheets



# Motivation for Program Development

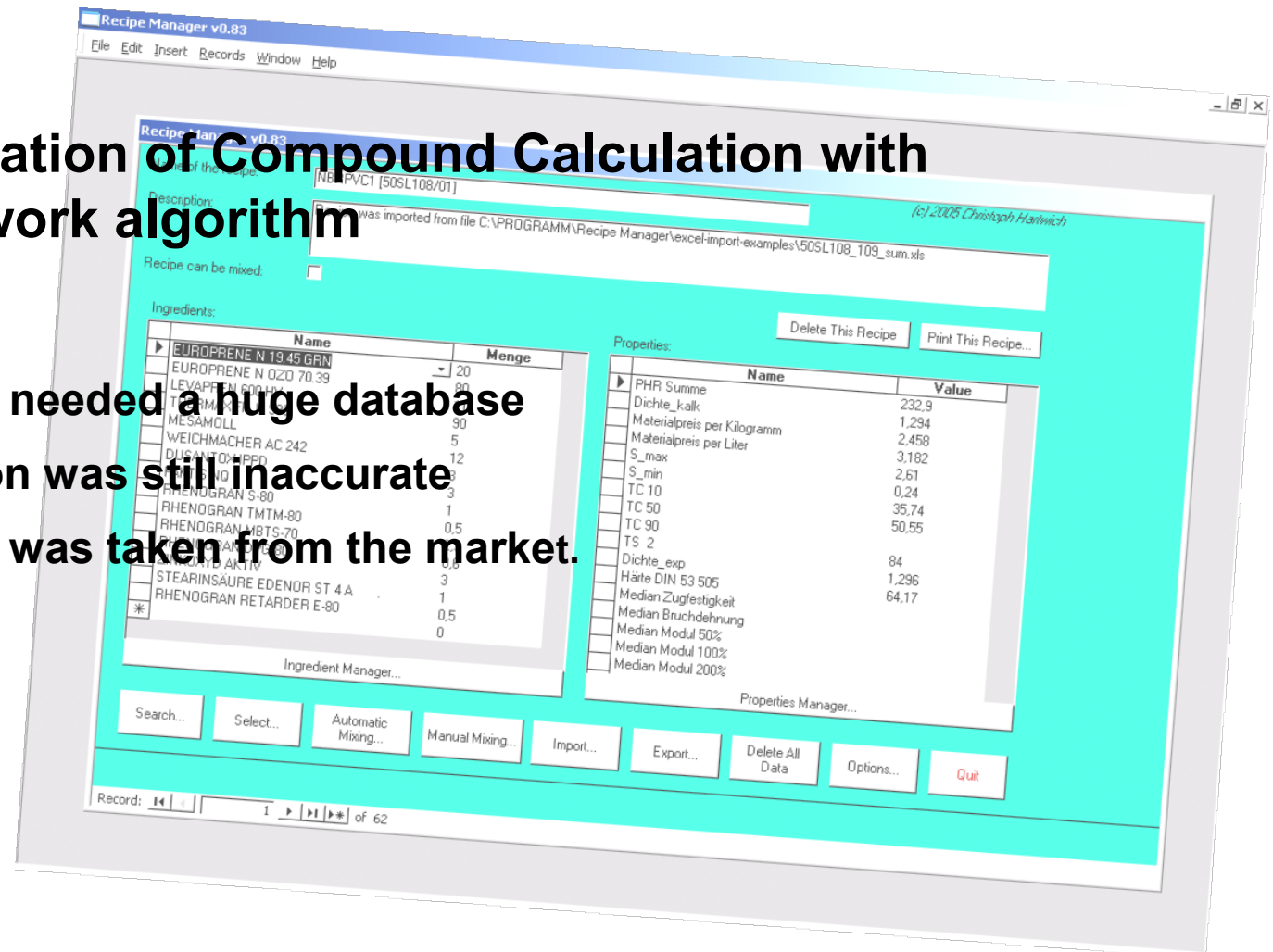
Dr. HJG

Consulting

## Commerzialisierung of Compound Calculation with neuronal network algorithm

### CAD-CHEM

- Program needed a huge database
- Prediction was still inaccurate
- Program was taken from the market.





# Motivation for Program Development

Dr. HJG

Consulting

➔ **Statistic Experimental Design (DoE) allows a factor – response calculation with regression equations**

Influences:

**Factors are varied**

$F_1$  →

$F_2$  →

$F_3$  →

Process

Effects:

**Responses are measured**

→  $R_1, R_2, \dots, R_n$

- **Objective of the Experiment should be the identification of the most important factors ( $F_1, \dots, F_n$ ), to be able to measure Effects (Responses  $R_1, \dots, R_n$ ) and to describe there dependency in a mathematical equation:**

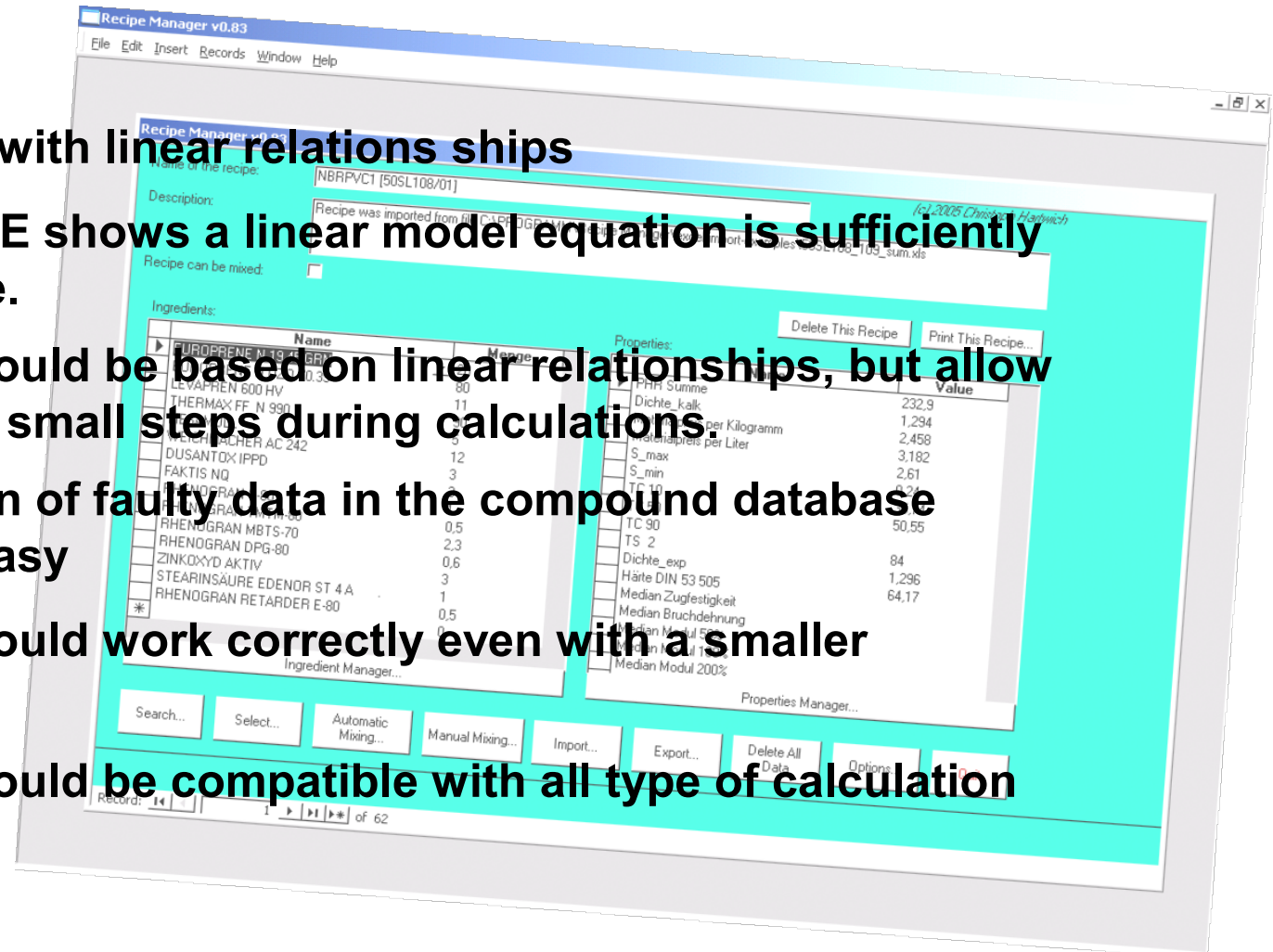
$$R_{i(1 \dots n)} = f(A_0 + A_1 F_1 + \dots + A_n F_n + \dots)$$

# Design Guide for GrafCompounder

Dr. HJG

Consulting

- Calculation with linear relationships
  - Most DoE shows a linear model equation is sufficiently accurate.
  - Math should be based on linear relationships, but allow multiple small steps during calculations
- Identification of faulty data in the compound database should be easy
- Program should work correctly even with a smaller database
- Program should be compatible with all type of calculation programs





# Description of GrafCompounder

---

Dr. HJG

Consulting

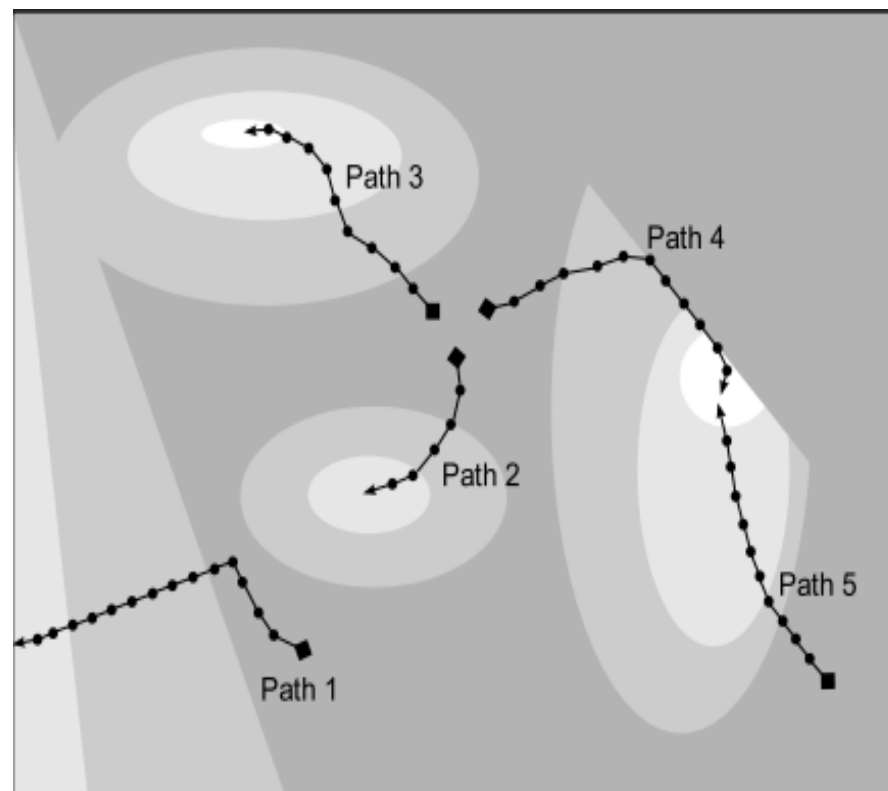
- **Analysis of a recipe database with Multiple Linear Iteration (MLI)**
  - **Search criteria manageable with different weights!**
  - **Recipe Selection (Exclusion of unwanted recipes during analysis)**
    - **Avoid Analysis of none compatible Polymers**
  - **Automatic an Manual Mode**
    - **Simulation of Blends of Compounds**
  - **Property Data should be from a trustworthy source, if not your own**

# Description of GrafCompounder

Dr. HJG

Consulting

- ✚ Analysis based on
  - Measurables
  - Targets
  - Weights
  - Rating functions shows the distance between values and target
  - Iteration in small steps from different starting points
  - Check of maximum agreement with the target
- ✚ Report of Results
  - Recipe
  - All calculable physical properties
    - Missing data left out
  - Show all Recipes with their percentage used in an analysis



# Description of GrafCompounder

Dr. HJG

Consulting

## + Working with the GrafCompounder

- + Create a table by copy/paste from Design Expert®
- + Assign titles to the rows and columns with:
  - + Recipes:
  - + Ingredients:
  - + Properties:

	<b>Recipes:</b>		
<b>Ingredients:</b>	CMPD1	CMPD2	CMPD3
XXX	XXX	XXX	XXX
<b>Properties:</b>			
XXX	XXX	XXX	XXX

# Comparison

## DoE versus GrafCompounder

---

Dr. HJG

Consulting

- **Testing the MLI-method a database is needed, which can be analyzed in different ways.**
  - **1. Example**
    - **Oil / Filler DoE (with own Experiments)**
    - **Factors: Filler 1, Filler 2, Filler3 and Oil**
  - **2. Example**  
**DoE published by DuPont Dow in 1998**
    - **Factors: ENB, DTDC, S, MBT, TiTBD, ZdiBC, DTP**
- **Same Optimization criteria will be used in DoE Software (Design Expert®) and in GrafCompounder.**

# Comparison DoE versus GrafCompounder

---

Dr. HJG

Consulting

## + 1. Example

- + Oil / Filler DoE (based on own experiments)
- + Factors: Filler 1, Filler 2, Filler 3 and Oil



# Comparison DoE versus GrafCompounder

---

## + DoE with 4 Factors

Polymer used was Vistalon 8600

+ Factor	Name	Units	Minimum	Maximum
+ A	C6630	phr	60.00	95.00
B	CaCO <sub>3</sub>	phr	10.00	70.00
C	Clay	phr	10.00	50.00
D	Oil	phr	70.00	95.00

+ A fractional factorial DoE with 11 compounds only!

# Comparison DoE versus GrafCompounder

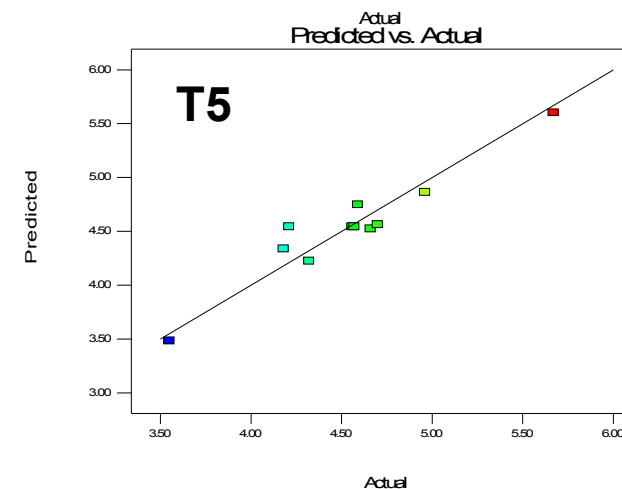
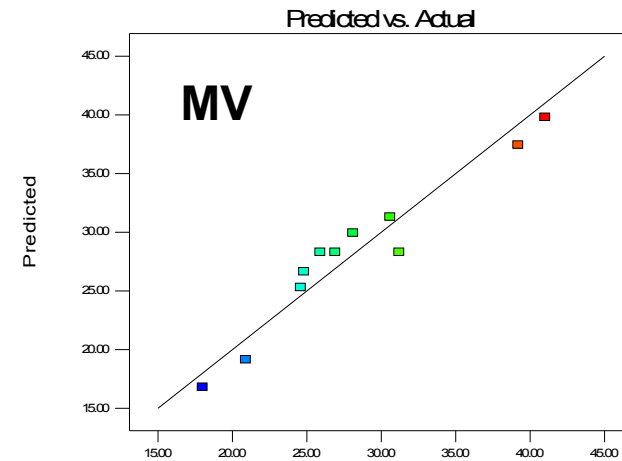
Dr. HJG

Consulting

➤ Rheological Data are examined

➤ MV and T5 can be measured quite accurate.

Both are significant with a linear model equation



# Comparison DoE versus GrafCompounder

Dr. HJG

Consulting

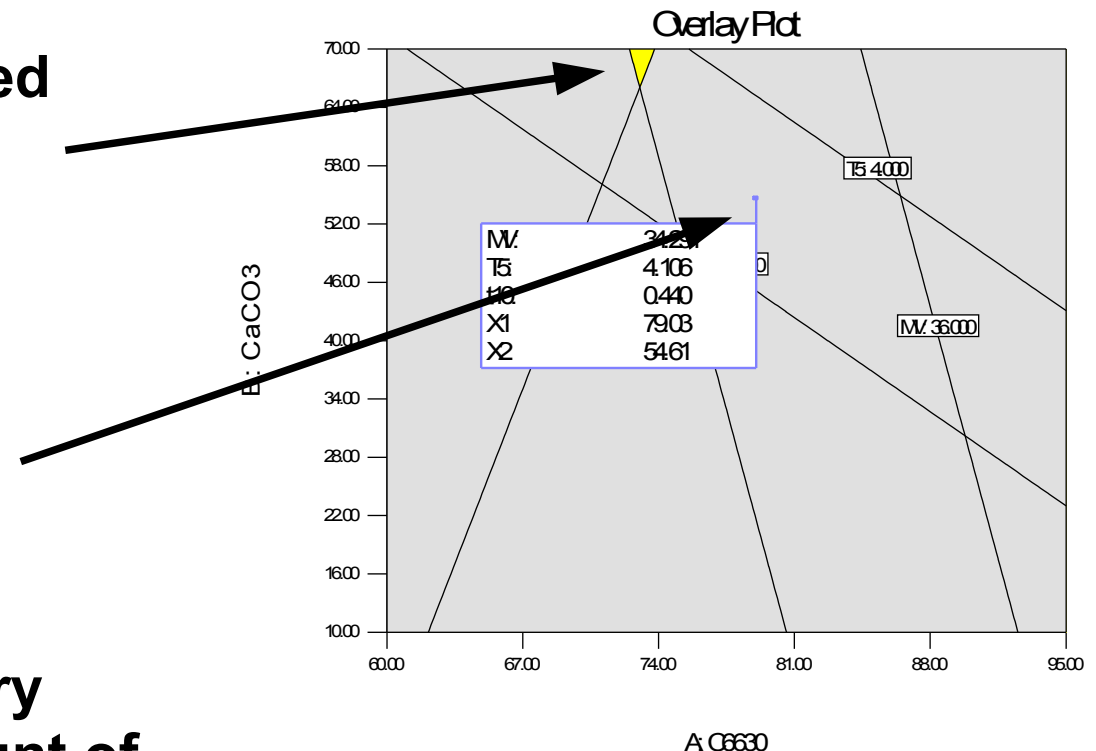
Ingredients	Unit	DoE Optimization	GrafCompounder
CB 6630	phr	73	79
CaCO3	phr	68	55
Clay	phr	39	39.5
Paraffinic Oil	phr	72	73
MV 120	MU	34	34.9
T5 (120°C)	min	4.04	4.2
t10 (170°C)	min	0.45	0.44

# Comparison DoE versus GrafCompounder

Dr. HJG

Consulting

- Optimization area calculated with Design Expert
- Solution given by GrafCompounder
- With an additional boundary condition: take same amount of CB 6630 similar to Optimization Value in Design Expert



# Comparison DoE versus GrafCompounder

Dr. HJG

Consulting

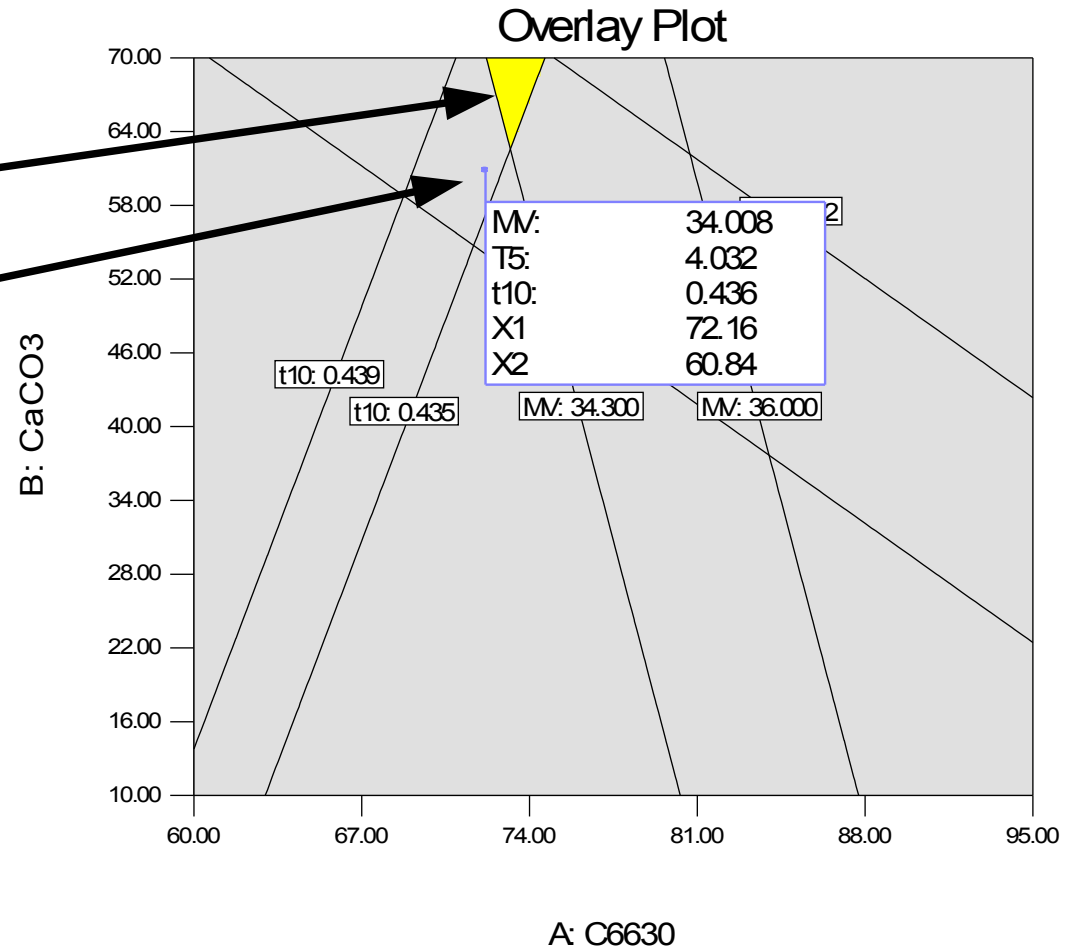
Ingredients	Unit	DoE Optimization	GrafCompounder
CB 6630	phr	73	73
CaCO3	phr	68	61
Clay	phr	39	32
Paraffinic Oil	phr	72	70
MV 120	MU	34	34.1
T5 (120°C)	min	4.04	4.1
t10 (170°C)	min	0.45	0.45

# Comparison DoE versus GrafCompounder

Dr. HJG

Consulting

- Optimization area calculated with Design Expert
- Solution given by GrafCompounder with the additional condition (CC 6630 – 73 phr)



# Comparison DoE versus GrafCompounder

Dr. HJG

Consulting

Ingredients	Unit	DoE Optimization	GrafCompounder	DoE Point Prediction
CB 6630	phr	73	73	73
CaCO3	phr	68	61	61
Clay	phr	39	32	32
Paraffinic Oil	phr	72	70	70
MV 120	MU	34	34.1	34.2 ± 3
T5 (120°C)	min	4.04	4.1	4.01 ± 0.25
t10 (170°C)	min	0.45	0.45	0.43 ± 0.07

# Comparison DoE versus GrafCompounder

---

- ✚ What we have learned
  - ✚ Calculation with GrafCompounder and optimization result with Design Expert has some characteristic differences
    - ✚ GrafCompounder gives always one solution
    - ✚ Design Expert provides an area, where you can identify a solution
    - ✚ With an additional boundary condition both solutions can be narrowed, that they fit into 95% confidence interval and measurement error of test methods for the responses.



# Comparison DoE versus GrafCompounder

---

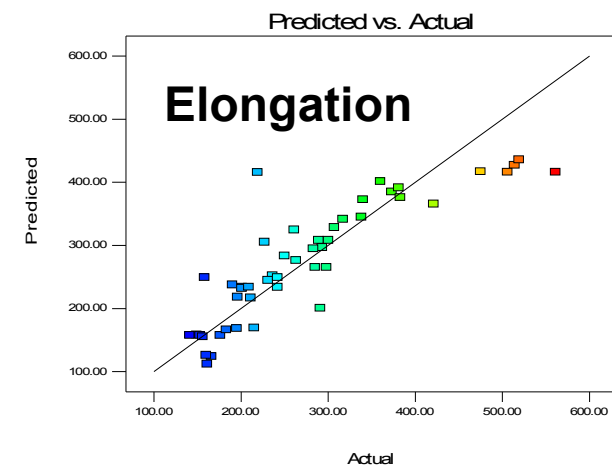
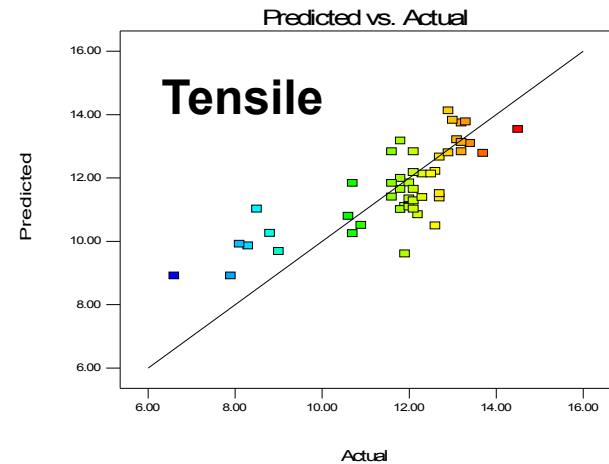
Dr. HJG

Consulting

- **2. Example**
- **DoE published by DuPont Dow in 1998**
  - **Factors: ENB, DTDC, S, MBT, TiTBD, ZdiBC, DTP**
  - **DoE with 41 Experiments**

# DoE Analysis and Result

- **Tensile at break is significant with linear model**
  - Sulfur has larger influence followed by DTDC and TiBTD, but negative
- **Elongation is significant with quadratic model, but linear model is a sufficient fit**
  - Sulfur has the largest influence followed by DTDC
- **Hardness is sufficient significant with linear model as well**
  - Main influence Sulfur, DTDC



# DoE Analysis and Result

## ➤ Selection of responses for the test with graphical optimization:

### ➤ Hardness

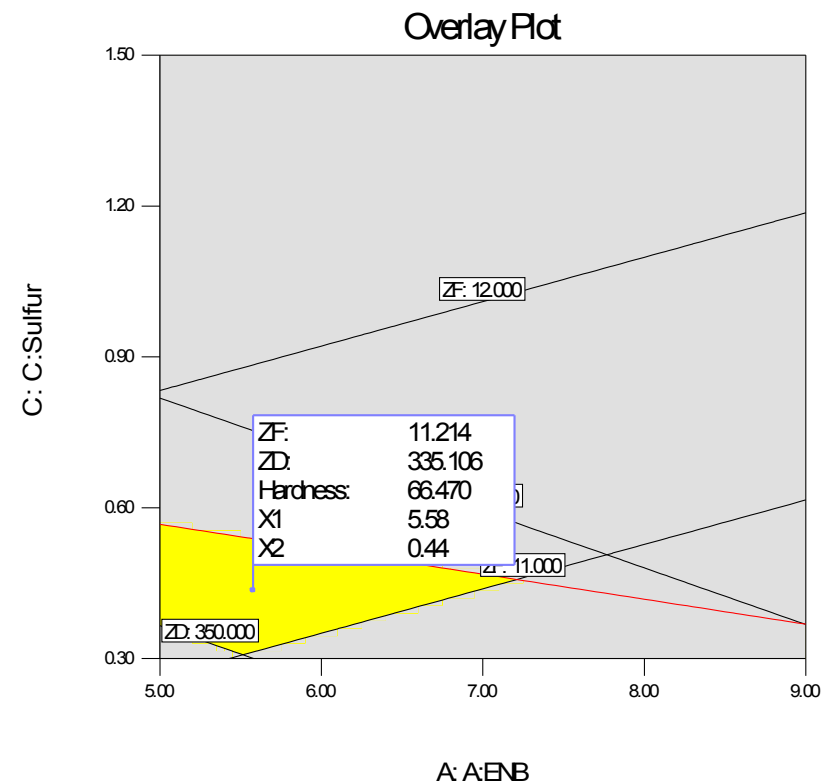
65°ShA - 70°ShA

### ➤ Tensile at break 11MPa – 12 MPa

### ➤ Elongation of Break

350 % - 400 %

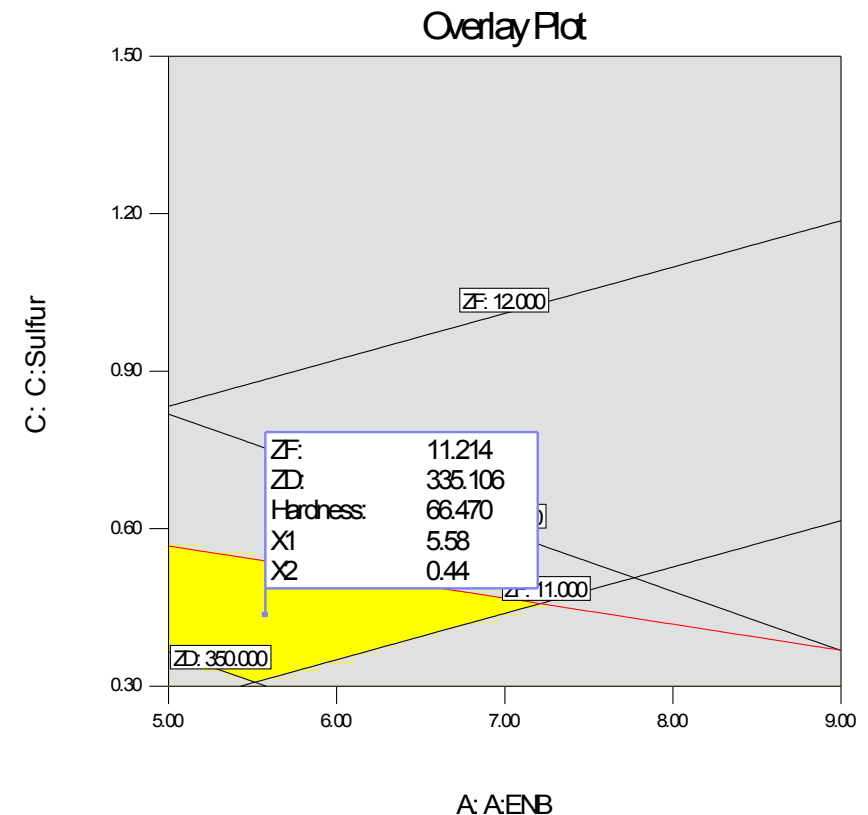
## ➤ Flag points to one solution



# DoE Analysis and Result

## + Factor values giving this result

- + ENB: 5,58%
- + Sulfur – 0.44 phr
- + DTDC – 2.11 phr
- + MBT – 1.00 phr
- + TiBTD – 1.50 phr
- + ZdiBC – 1.50 phr
- + DTP – 1.50 phr



# DoE Analysis and Result

## + Analysis with point prediction results:

- + ZF                    11.2 MPa
- + ZD                    335 %
- + Hardness            66.5°ShA

Factor	Name	Level
A	ENB	5.58
B	DTDC	2.11
C	Sulfur	0.44
D	MBT	1.00
E	TiBTD	1.50
F	ZDiBC	1.50
G	DTP	1.50

# Analysis with GrafCompounder

Dr. HJG

Consulting

➤ Paste table into Graf Compounder

➤ Select boundaries

The screenshot shows the GrafCompounder version 1.001 interface. It features a menu bar (File, Edit, Help) and a main data table. The table is organized into sections: Recipes, Ingredients, Properties, and Output. The 'Recipes' section lists various ingredients and their values across different cure profiles (Pro 1 to Pro 9). The 'Properties' section lists various mechanical and physical properties and their values. The 'Output' section shows the results of the analysis, including criteria like From, To, Weight, and Trdoff.

Input data:											Criteria:				Output
											From	To	Weight	Trdoff	
	<b>Recipes:</b>														
	<b>Ingredients:</b>	cure Pro 1	cure Pro 2	cure Pro 3	cure Pro 4	cure Pro 5	cure Pro 6	cure Pro 7	cure Pro 8	cure Pro 9					Mixture1
	Nordei IP 4...		100.00	100.00	100.00	100.00	100.00	100.00	100.00	100.00					
	Nordei IP 5...	100.00			100.00				100.00						
	Zinc Oxide	5.00	5.00	5.00	5.00	5.00	5.00	5.00	5.00	5.00					
	Stearic Acid	1.00	1.00	1.00	1.00	1.00	1.00	1.00	1.00	1.00					
	CB N 650	175.00	175.00	175.00	175.00	175.00	175.00	175.00	175.00	175.00					
	Sunpar 2280	100.00	100.00	100.00	100.00	100.00	100.00	100.00	100.00	100.00					
	B:DTDC	3.00	0.00	3.00	3.00	3.00	0.00	1.50	0.00	3.00					
	C:Sulfur	1.50	1.50	1.50	1.50	1.50	1.50	0.30	1.50	1.50					
	D:MBT	1.50	0.50	1.50	0.50	0.50	0.50	1.50	1.50	0.50					
	E:TIBTD	0.00	3.00	0.00	3.00	3.00	0.00	1.50	3.00	3.00					
	F:ZDIBC	0.00	0.00	1.50	3.00	0.00	1.50	0.00	3.00	3.00					
	G:DTP	0.00	0.00	3.00	3.00	3.00	3.00	0.00	0.00	0.00					
	<b>Properties:</b>														
	A:ENB	9.00	5.00	5.00	9.00	5.00	5.00	5.00	9.00	5.00					
Units	Mooney Peak	82.00	89.00	85.00	66.00	81.00	92.00	90.00	82.00	91.00					
Units	ML1+4	61.00	68.00	66.00	49.00	61.00	71.00	69.00	58.00	62.00					
Nm	ML	1.00	1.10	1.10	0.90	1.00	1.10	1.10	1.00	1.20					
min.	ts2	3.10	2.40	1.80	1.90	3.00	1.90	3.00	1.90	2.50					
min.	tc90	20.90	13.90	10.80	8.60	13.50	16.10	6.40	8.30	10.70					
Nm	MH	8.50	6.90	8.90	9.30	8.20	6.70	5.40	8.50	9.00					
MPa	M 50	3.45	2.23	2.74	3.42	2.68	2.23	1.58	2.81	2.71					
MPa	M 100	7.56	5.49	6.59	8.32	6.09	5.10	3.50	6.69	7.15					
MPa	ZF	13.20	13.70	13.10	13.40	12.90	12.60	10.60	12.70	13.20					
%	ZD	176.00	263.00	211.00	166.00	215.00	261.00	373.00	190.00	183.00					
Shore A	Hardness	75.00	68.00	72.00	72.00	72.00	69.00	63.00	71.00	72.00					
%	CS 24/100	44.50	43.60	40.60	38.40	36.20	32.30	32.60	30.20	36.40					
%	CS 24/125	69.00	65.90	61.00	58.20	57.30	54.50	59.70	56.80	55.00					
24hr/150C	CS 24/150	81.60	74.50	69.40	67.90	67.90	68.10	73.40	69.80	68.60					
%	Rebound	31.80	35.30	36.40	35.20	37.00	35.40	31.90	31.90	37.40					
unit	Tan delta	0.32	0.32	0.33	0.31	0.32	0.32	0.36	0.32	0.29					
MPa	M50 70/125	5.20	4.35	5.31	6.98	5.01	4.30	2.70	5.14	5.26					

Recipe ratios in %:

Number format: 12345.67

Import input data from clipboard | Auto mix (overwrite mixture) | Auto mix (new mixture)

# Analysis with GrafCompounder

Dr. HJG

Consulting

- + Paste table into GrafCompounder
  - + Select boundaries
    - + ZF-MPa : 11.5-12.0
    - + ZD-% : 325-335
    - + H-°ShA : 65-67

Ingredients	Result
A: ENB	6.5
B:DTDC	0.98
C:Sulfur	0.93
D:MBT	1
E:TiBTD	1.51
F:ZDiBC	1.33
G:DTP	1.45
ZF	11.5
ZD	325
Hardness	67

# Analysis with Design Expert®

Dr. HJG

Consulting

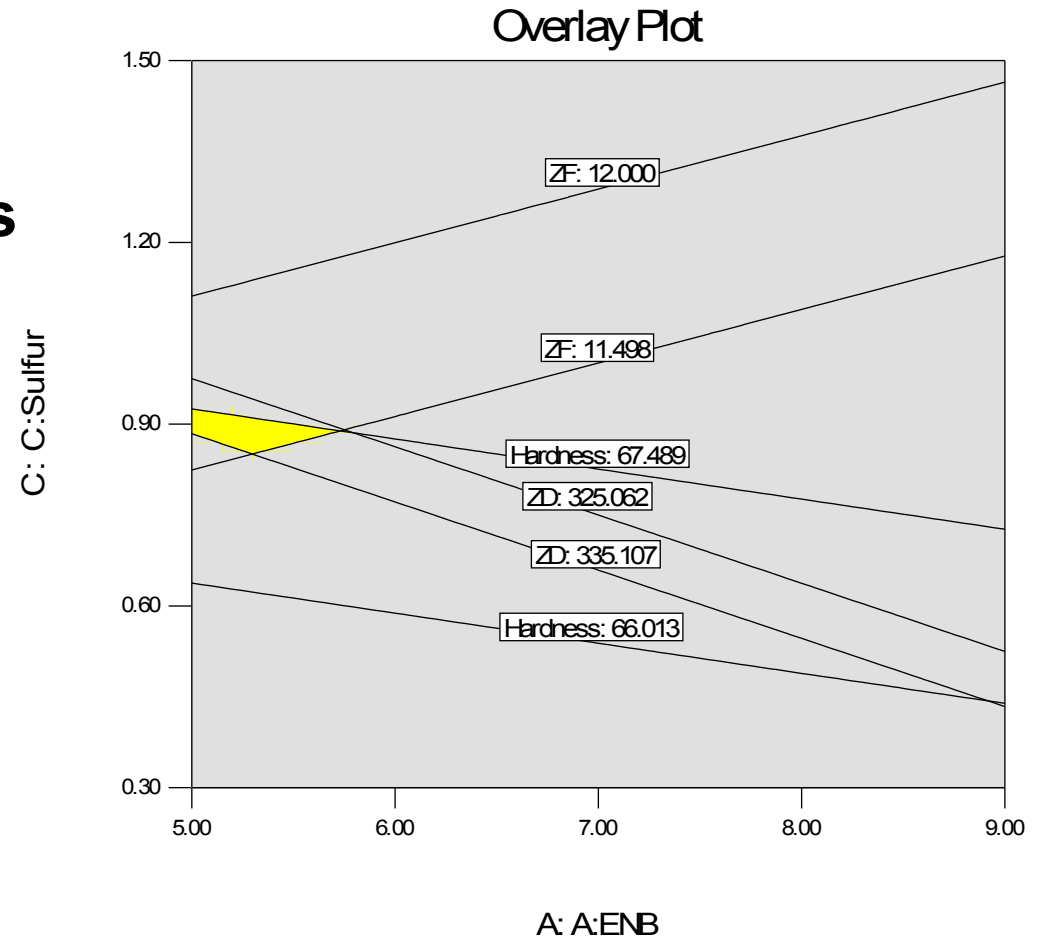
## Run Optimization Graphical

➤ Select same boundaries

➤ ZF-MPa : 11.5-12.0

➤ ZD-% : 325-335

➤ H-°ShA : 65-67





# Compare Result Design Expert® vs GrafCompounder

Dr. HJG

Consulting

## Boundary Conditions

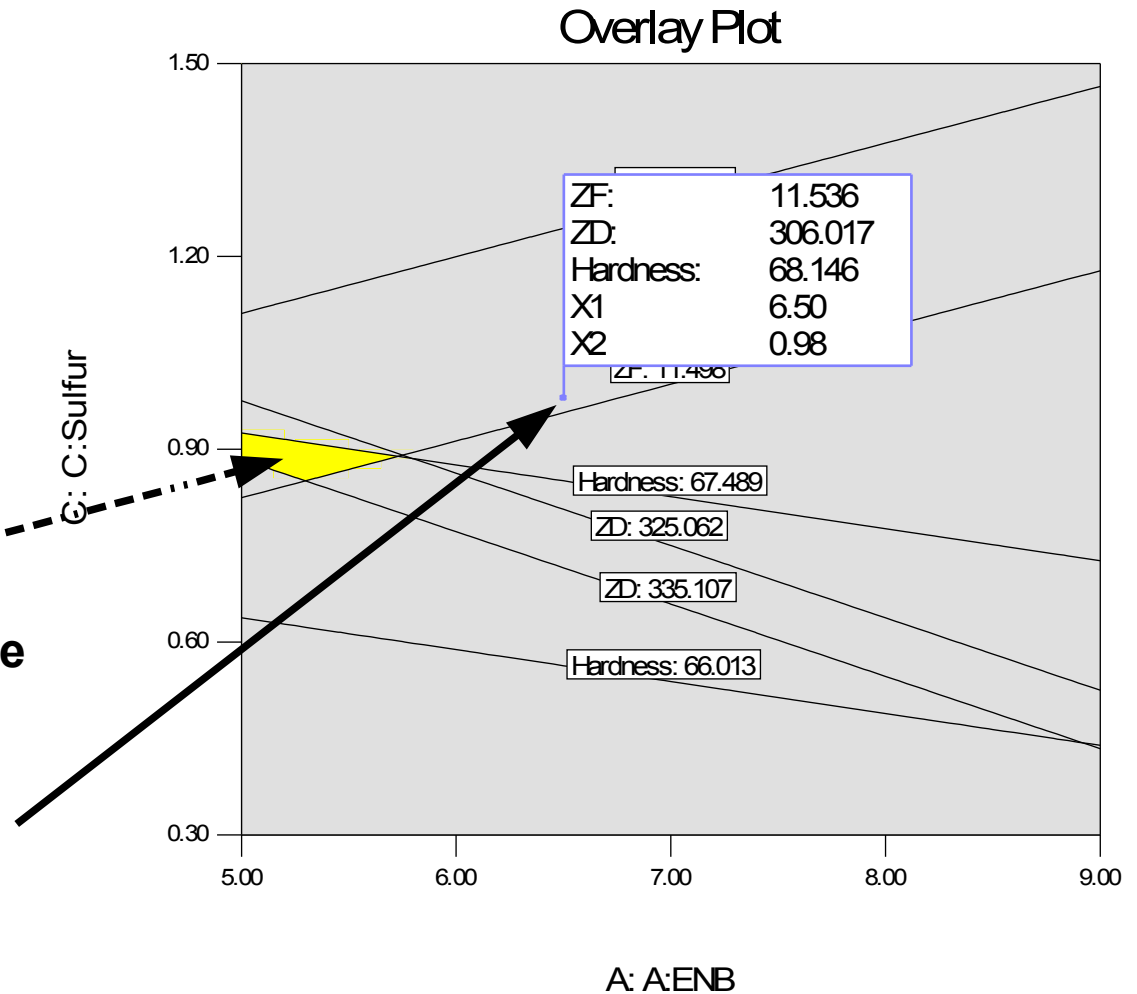
Select boundaries

ZF-MPa : 11.5-12.0

ZD-% : 325-335

H-°ShA : 65-67

The Design Expert optimization graph shows the location of the result as a yellow area, but GrafCompounder result is tagged with a flag.



# Analysis with GrafCompounder

Dr. HJG

Consulting

## ✚ Boundary Conditions

✚ Select boundaries

✚ ZF-MPa : 11.5-12.0

✚ ZD-% : 325-335

✚ H-°ShA : 65-67

Ingredients	Result GrafCompounder	Result Design Expert®
ENB	6.5	5.45
C:Sulfur	0.93	0.88
B:DTDC	0.98	0.98
D:MBT	1	1
E:TiBTD	1.51	1.51
F:ZDiBC	1.33	1.33
G:DTP	1.45	1.44
ZF	11.5	11.5
ZD	325	330
Hardness	67	67.5

+) Note: Accelerators are preset!

# Conclusion

---

- **Compounds in databases are type of happenstance data**
  - **Which can not analyzed with a systematic approach today**
  - **DoE in each case needs data based on a planned experiment.**
- **GrafCompounder allows to search a database for a possible solution using targets**
  - **At minimum you get an very good idea about the center point in a DoE**